



Total number of children served: **210** (HS and EHS)

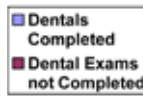
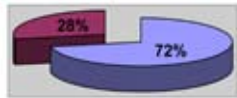

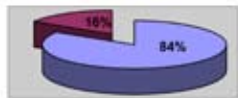
Average monthly enrollment: **135 HS, 36 EHS**

Total number of families served: **187** (HS and EHS)

Percentage of eligible children served: *(data not available)*

Neighborhood House Head Start services include:

- Developmental preschool education, combining classroom sessions and home visits, at three locations in SW and one in NW Portland
- Nutritious meal program
- Screenings and professional referrals for health, nutrition, development and mental health
- Individualized education plans for each child
- Parent education and involvement, plus referrals to needed services in support of family goals
- Transportation



Parent Involvement

Neighborhood House is working actively to increase parent involvement. This year, 37% of Head Start parents were actively involved in the program, with 8% of fathers participating in activities. While this is a slight improvement over the previous year, we acknowledge this is an area to continue focusing on in the coming year, and we will fastidiously encourage and educate our families about the benefits of parent involvement. Part of our strategy is to build on partnerships with local organizations and community agencies to create opportunities for increased participation by families in their children's education.

Oregon Department of Education Review: The most recent review conducted by the Oregon Department of Education occurred during the Spring of 2011. The State of Oregon Accountability Review (SOAR) instrument was used to thoroughly evaluate the local Head Start program's effectiveness in delivering services to children and families based on the Federal Performance Standards. The Neighborhood House Head Start program had no noncompliance in the areas of Addressing Population and Community Needs; Addressing the needs of Dual Language Learners; Community Wide Strategic Planning and Needs Assessment; Collaboration with Community Partners; Fiscal Management; Eligibility, Recruitment, Selection, Enrollment, and Attendance (ERSEA); Services for Children with Disabilities; or Child Outcomes and School Readiness.

>> To read the full Oregon DOE report, go to http://nhpdx.org/WhatWeDo/headstart_8_3719770311.pdf.

Financial Statement

HEAD START REVENUES

Oregon Department of Education	\$1,150,107
Other Contributions	60

Total Support & Revenues **\$1,150,167**

HEAD START EXPENSES

Personnel Expenses:

Salaries	\$502,025
Employee Benefits	95,510
Payroll Taxes	51,052

Total Personnel: **\$645,587**

Operational Expenses: \$504,004

Total operational include direct charges of \$401,862 and indirect charges of \$102,142

Total Expenses **\$1,149,591**

Total expenses fall under the categories: Administrative, \$162,096; Training, \$39,485; Direct Service, \$948,010

FY 2011-12 Budget

HEAD START REVENUES

Oregon Department of Education	\$1,243,256
Total Revenues	\$1,243,256

HEAD START EXPENSES

Personnel Expenses:

Salaries	\$651,907
Employee Benefits	130,614
Payroll Taxes	49,794

Total Personnel: **\$832,315**

Operational Expenses: \$410,941

Total Expenses **\$1,243,256**